

SAUDI GROUND SERVICES COMPANY
(A Saudi Joint Stock Company)

**CONDENSED INTERIM FINANCIAL
STATEMENTS AND INDEPENDENT AUDITOR'S
REPORT**

For the three-month period ended 31 March 2021

SAUDI GROUND SERVICES COMPANY
(A Saudi Joint Stock Company)

CONDENSED INTERIM FINANCIAL STATEMENTS
For the three-month period ended 31 March 2021

<u>INDEX</u>	<u>Pages</u>
Independent auditor's report on review of condensed interim financial statements	1
Condensed statement of financial position	2
Condensed statement of profit or loss and other comprehensive income	3
Condensed statement of changes in shareholders' equity	4
Condensed statement of cash flows	5
Notes to the condensed interim financial statements	6 - 33



KPMG Professional Services

Zahran Business Center
Prince Sultan Street
P.O. Box 55078
Jeddah 21534
Kingdom of Saudi Arabia
Headquarter in Riyadh

Commercial Registration No 4030290792

كي بي إم جي للاستشارات المهنية

مركز الزهران للأعمال
شارع الأمير سلطان
ص.ب 55078
جده 21534
المملكة العربية السعودية
المركز الرئيسي الرياض

سجل تجاري رقم 4030290792

Independent auditor's report on review of condensed interim financial statements:

To the Shareholders of Saudi Ground Services Company

Introduction

We have reviewed the accompanying 31 March 2021 condensed interim financial statements of Saudi Ground Services Company ("the Company"), which comprises:

- the condensed statement of financial position as at 31 March 2021;
- the condensed statement of profit or loss and other comprehensive income for the three-month period ended 31 March 2021;
- the condensed statement of changes in shareholders' equity for the three-month period ended 31 March 2021;
- the condensed statement of cash flows for the three-month period ended 31 March 2021; and
- the notes to the condensed interim financial statements.

Management is responsible for the preparation and presentation of these condensed interim financial statements in accordance with IAS 34, 'Interim Financial Reporting' that is endorsed in the Kingdom of Saudi Arabia. Our responsibility is to express a conclusion on these condensed interim financial statements based on our review.


Scope of review

We conducted our review in accordance with the International Standard on Review Engagements 2410, 'Review of Interim Financial Information Performed by the Independent Auditor of the Entity' that is endorsed in the Kingdom of Saudi Arabia. A review of interim financial information consists of making inquiries, primarily of persons responsible for financial and accounting matters, and applying analytical and other review procedures. A review is substantially less in scope than an audit conducted in accordance with International Standards on Auditing that are endorsed in the Kingdom of Saudi Arabia, and consequently does not enable us to obtain assurance that we would become aware of all significant matters that might be identified in an audit. Accordingly, we do not express an audit opinion.

Conclusion

Based on our review, nothing has come to our attention that causes us to believe that the accompanying 31 March 2021 condensed interim financial statements of Saudi Ground Services Company is not prepared, in all material respects, in accordance with IAS 34, 'Interim Financial Reporting' that is endorsed in the Kingdom of Saudi Arabia.

For KPMG Professional Services


Nasser Ahmed Al-Shutairy

License No. 454
Jeddah, 27 Ramadan 1442H
Corresponding to 09 May 2021



KPMG Professional Services a professional closed joint stock company registered in the Kingdom of Saudi Arabia with the paid-up capital of SAR 15,000,000. Previously known as KPMG Al Fozan & Partners Certified Public Accountants. A member firm of the KPMG global organization of independent member firms affiliated with KPMG International Limited.

كي بي إم جي للاستشارات المهنية، شركة مهنية مساهمة مقفلة مسجلة في المملكة العربية السعودية وأسمائها (15000000) ريال سعودي مدفوع بالكامل، وقد تم تغيير اسم الشركة من الاسم السابق "شركة كي بي إم جي للقران وشركة محاسبين ومراجعون قانونيين" إلى الاسم الحالي بتاريخ 2021/03/21م. وهي شركة عضو غير شريك في شبكة شركات كي بي إم جي المستقلة والتابعة لـ كي بي إم جي العالمية، شركة مسجلة في بريطانيا




Commercial Registration of the headquarter in Riyadh is 1010425494.

SAUDI GROUND SERVICES COMPANY
(A Saudi Joint Stock Company)

CONDENSED STATEMENT OF FINANCIAL POSITION

As at 31 March 2021

(Expressed in thousands of Saudi Arabian Riyals, unless otherwise stated)

	Notes	31 March 2021 (Unaudited)	31 December 2020 (Audited)
<u>ASSETS</u>			
Property and equipment	4	520,859	525,695
Right-of-use assets	5	145,465	130,885
Intangible assets and goodwill	6	839,880	848,818
Equity-accounted investee	7	76,974	98,834
Trade receivables	8	47,949	58,952
Prepayments and other receivables		2,320	2,408
Non-current assets		1,633,447	1,665,592
Inventories		741	140
Trade receivables	8	1,202,489	1,147,820
Prepayments and other receivables		560,827	530,885
Investments at fair value through profit or loss (FVTPL)	9	933,008	976,679
Cash and cash equivalents	10	518,578	95,836
Current assets		3,215,643	2,751,360
Total assets		4,849,090	4,416,952
<u>SHAREHOLDERS' EQUITY</u>			
Share capital	11	1,880,000	1,880,000
Statutory reserve	12	499,025	499,025
Retained earnings		103,467	120,159
Total shareholders' equity		2,482,492	2,499,184
<u>LIABILITIES</u>			
Loans and borrowings	13	994,630	494,087
Lease liabilities	5	96,216	80,370
Employee benefits	16	565,403	557,791
Non-current liabilities		1,656,249	1,132,248
Lease liabilities	5	33,386	41,977
Trade payables		48,599	95,622
Other payables		496,189	521,746
Accrued Zakat	19	132,175	126,175
Current liabilities		710,349	785,520
Total liabilities		2,366,598	1,917,768
Total shareholders' equity and liabilities		4,849,090	4,416,952
			
Chief Financial Officer	Chief Executive Officer	Chairman	

The notes on pages from 6 to 33 form an integral part of these condensed interim financial statements.


SAUDI GROUND SERVICES COMPANY
(A Saudi Joint Stock Company)


CONDENSED STATEMENT OF PROFIT OR LOSS AND OTHER COMPREHENSIVE INCOME (UNAUDITED)


For the three-month period ended 31 March 2021

(Expressed in thousands of Saudi Arabian Riyals, unless otherwise stated)

	Notes	For the three-month period ended	
		31 March 2021	31 March 2020
Revenue	15	372,956	512,170
Costs of revenue		(315,335)	(405,015)
Gross profit		57,621	107,155
Other income		4,489	335
Administrative expenses		(66,125)	(62,904)
Impairment loss on trade receivables	8	(7,750)	(52,780)
Operating loss		(11,765)	(8,194)
Finance costs		(6,576)	(1,737)
Gain / (loss) on investments at FVTPL	9	7,920	(18,612)
Share of loss of investment in equity-accounted investees	7	(271)	(16,249)
Loss before Zakat		(10,692)	(44,792)
Zakat charge	19	(6,000)	(6,750)
Loss for the period		(16,692)	(51,542)
Other comprehensive income		--	--
Total comprehensive loss for the period		(16,692)	(51,542)
Loss per share			
Basic and diluted (in SR)	14	(0.09)	(0.27)


Chief Financial Officer


Chief Executive Officer


Chairman

The notes on pages from 6 to 33 form an integral part of these condensed interim financial statements.


SAUDI GROUND SERVICES COMPANY
(A Saudi Joint Stock Company)

CONDENSED STATEMENT OF CHANGES IN SHAREHOLDERS' EQUITY


For the three-month period ended 31 March 2021

(Expressed in thousands of Saudi Arabian Riyals, unless otherwise stated)

	<u>Share capital</u>	<u>Statutory reserve</u>	<u>Retained earnings</u>	<u>Total shareholders' equity</u>
Balance at 01 January 2020	1,880,000	499,025	566,863	2,945,888
<u>Total comprehensive loss:</u>				
Loss for the period	--	--	(51,542)	(51,542)
Balance at 31 March 2020 (Unaudited)	<u>1,880,000</u>	<u>499,025</u>	<u>515,321</u>	<u>2,894,346</u>
Balance at 01 January 2021	1,880,000	499,025	120,159	2,499,184
<u>Total comprehensive loss:</u>				
Loss for the period	--	--	(16,692)	(16,692)
Balance at 31 March 2021 (Unaudited)	<u>1,880,000</u>	<u>499,025</u>	<u>103,467</u>	<u>2,482,492</u>



Chief Financial Officer



Chief Executive Officer



Chairman

The notes on pages from 6 to 33 form an integral part of these condensed interim financial statements.

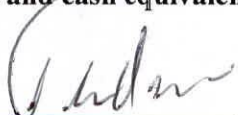
SAUDI GROUND SERVICES COMPANY
(A Saudi Joint Stock Company)


CONDENSED STATEMENT OF CASH FLOWS (UNAUDITED)

For the three-month period ended 31 March 2021

(Expressed in thousands of Saudi Arabian Riyals, unless otherwise stated)

	Notes	31 March 2021	31 March 2020
Cash flows from operating activities:			
Loss for the period		(16,692)	(51,542)
<i>Adjustments for:</i>			
Depreciation on property and equipment	4	23,416	27,393
Depreciation on right-of-use assets	5	10,248	13,684
Amortisation	6	8,938	9,012
Share of loss on investment in equity-accounted investee	7	271	16,249
Impairment loss on trade receivables	8	7,750	52,780
(Gain) / loss on investments at FVTPL	9	(7,920)	18,675
Gain on disposal of property and equipment		(4,145)	--
Finance costs		6,576	1,737
Zakat	19	6,000	6,750
		<u>34,442</u>	<u>94,738</u>
<i>Changes in:</i>			
Inventories		(601)	(315)
Trade receivables		(138,641)	(204,847)
Prepayments and other receivables		19,988	14,823
Trade payables		(47,022)	11,442
Other payables		11,823	63,202
Employee benefits		7,612	17,347
Cash used in operating activities		<u>(112,399)</u>	<u>(3,610)</u>
Finance costs paid		<u>(4,699)</u>	<u>(1,737)</u>
Net cash used in operating activities		<u>(117,098)</u>	<u>(5,347)</u>
Cash flows from investing activities:			
Additions to property and equipment	4	(21,331)	(25,694)
Proceeds from disposal of property and equipment		6,896	--
Proceeds from disposal of investments at FVTPL		50,000	200,004
Investments at FVTPL		--	(75,000)
Dividends received from equity-accounted investee	7	21,589	--
Dividends received from investments at FVTPL	9	1,591	--
Net cash generated from investing activities		<u>58,745</u>	<u>99,310</u>
Cash flows from financing activities:			
Proceeds from long-term bank loan	13	500,000	--
Repayments of lease liabilities	5	(18,905)	(15,279)
Net cash generated from / (used in) financing activities		<u>481,095</u>	<u>(15,279)</u>
Net increase in cash and cash equivalents		422,742	78,684
Cash and cash equivalents at beginning of the period	10	<u>95,836</u>	<u>119,849</u>
Cash and cash equivalents at end of the period	10	<u>518,578</u>	<u>198,533</u>


Chief Financial Officer


Chief Executive Officer


Chairman

The notes on pages from 6 to 33 form an integral part of these condensed interim financial statements.

SAUDI GROUND SERVICES COMPANY
(A Saudi Joint Stock Company)

NOTES TO THE CONDENSED INTERIM FINANCIAL STATEMENTS

For the three-month period ended 31 March 2021

(Expressed in thousands of Saudi Arabian Riyals, unless otherwise stated)

1. REPORTING ENTITY

- 1.1 Saudi Ground Services Company (“the Company”) was registered as a limited liability company in the Kingdom of Saudi Arabia under Commercial Registration number 4030181005 dated 11 Rajab 1429H, (corresponding to 14 July 2008). During 2008, the Company was formed by Saudi Arabian Airlines Corporation (“Saudia”), a 100% Government-owned entity, to consolidate the ground support services business (GSS) in the Kingdom of Saudi Arabia.
- 1.2 The legal name “Saudi Airlines Ground Services Company” was changed to “Saudi Ground Services Company” under the same commercial registration number 4030181005 on 20 Safar 1432H, (corresponding to 24 January 2011). The Company's parent is Saudi Arabian Airlines Corporation (the “Parent Company”), having 52.5% of shares in the Company. The Ultimate Parent of the Company is Saudi Holding Company (the “Ultimate Parent Company”).
- 1.3 Pursuant to the Ministerial resolution number -171/R, on 17 Jamadul Thani 1435H, corresponding to 17 April 2014, the Company was converted from a limited liability company to a closed joint stock company.
- 1.4 After obtaining the required approval from the Capital Market Authority, the Company offered 56.4 million shares, with a nominal value of SR 10 each, representing 30% share capital of the Company, to the public during the subscription period from 03 June 2015 (corresponding to 15 Shabaan 1436H) to 09 June 2015 (corresponding to 21 Shabaan 1436H). The Company's shares started trading on the Saudi Stock Exchange (Tadawul) on 25 June 2015, corresponding to 8 Ramadan 1436H. Accordingly, after the successful completion of Initial Public Offering (IPO), the Company was declared as a Saudi Joint Stock Company.
- 1.5 The Company is engaged in providing ground handling services, aircraft cleaning, passenger handling, baggage, and fuel to Saudi Arabian Airlines Corporation, other local and foreign airlines, and other customers at all airports in the Kingdom of Saudi Arabia.
- 1.6 The Company's registered office is located at the following address:

Al Yasmin Commercial Center
King Abdul Aziz road, Al Basatin District
P.O. Box 48154
Jeddah 21572
Kingdom of Saudi Arabia.
- 1.7 As at the reporting date, the Company holds 50% ownership interest in Saudi Amad for Airport Services and Transport Support Company (“SAAS”), a joint venture. Accordingly, the Company has classified its interest in SAAS as a joint venture. SAAS is one of the Company's strategic suppliers and is principally engaged in providing transportation services for passengers and crew in the Kingdom of Saudi Arabia (see note 7).
- 1.8 As at the reporting date, the Company holds 50% ownership interest in TLD Arabia Equipment Services (“TLDAES”), a joint venture. Accordingly, the Company has classified its interest in TLDAES as a joint venture. The primary objective of TLDAES is to provide ground handling equipment maintenance services in all airports in the Kingdom of Saudi Arabia (see note 7).

NOTES TO THE CONDENSED INTERIM FINANCIAL STATEMENTS

For the three-month period ended 31 March 2021

(Expressed in thousands of Saudi Arabian Riyals, unless otherwise stated)

2. BASIS OF PREPARATION

2.1 Statement of compliance

These condensed interim financial statements have been prepared in accordance with International Accounting Standards (IAS) 34 “Interim Financial Reporting” that is endorsed in Kingdom of Saudi Arabia and other standards and pronouncements that are issued by Saudi Organization for Chartered and Professional Public Accountants (“SOCPA”) and should be read in conjunction with the Company’s annual financial statements as at and for the year ended 31 December 2020 (“last annual Financial Statements”).

These condensed interim financial statements do not include all of the information required for a complete set of financial statements. However, accounting policies and selected explanatory notes are included to explain events and transactions that are significant to an understanding of the changes in the Company’s financial position and performance since the last annual financial statements. In addition, results for the interim period ended 31 March 2021 are not necessarily indicative of the results that may be expected for the financial year ending 31 December 2021.

2.2 Basis of measurement

The condensed interim financial statements have been prepared under the historical cost basis, except for investments at fair value through profit or loss (FVTPL) that are measured at fair value and employee benefits, which are recognized at the present value of future obligations using Projected Unit Credit Method. Further, the condensed interim financial statements are prepared using the accrual basis of accounting and the going concern assumption.

Certain comparative figures have been reclassified to conform to the current period’s presentation.

2.3 Functional and presentation currency

These condensed interim financial statements are presented in Saudi Arabian Riyals (“SR”), which is the functional currency of the Company. All numbers are rounded off to the nearest thousands unless otherwise stated.

2.4 Use of estimates and judgments

The preparation of these condensed interim financial statements requires management to make judgments, estimates and assumptions that affect the application of accounting policies and the reported amounts of assets, liabilities, income and expenses and the accompanying disclosures, and the disclosure of contingent liabilities. However, uncertainty about these assumptions and estimates could result in outcomes that could require a material adjustment to the carrying amount of the asset or liability affected in the future periods. Actual results may differ from these estimates.

Estimates and underlying assumptions are reviewed on an ongoing basis. Revisions to estimates are recognised prospectively.

The significant judgements made by management in applying the Company’s accounting policies and the key sources of estimation of uncertainty were the same as those described in the last annual financial statements, except as disclosed in note 25.

SAUDI GROUND SERVICES COMPANY
(A Saudi Joint Stock Company)

NOTES TO THE CONDENSED INTERIM FINANCIAL STATEMENTS

For the three-month period ended 31 March 2021

(Expressed in thousands of Saudi Arabian Riyals, unless otherwise stated)

3. SIGNIFICANT ACCOUNTING POLICIES

The accounting policies applied in these condensed interim financial statements are the same as those applied in the Company's annual financial statements as at and for the year ended 31 December 2020.

4. PROPERTY AND EQUIPMENT

a) Reconciliation of carrying amounts:

	Three-month period ended 31 March 2021 (Unaudited)	Year ended 31 December 2020 (Audited)
Carrying amount at beginning of the period / year	525,695	592,538
Additions during the period / year	21,331	41,928
Disposals during the period / year	(2,751)	--
Depreciation charge for the period / year	<u>(23,416)</u>	<u>(108,771)</u>
Carrying amount at the end of the period / year	<u>520,859</u>	<u>525,695</u>

b) Category-wise carrying amounts are as follows:

	31 March 2021 (Unaudited)	31 December 2020 (Audited)
Land	27,464	27,464
Leasehold improvements	6,240	14
Airport equipment	412,942	437,832
Motor vehicles	166	352
Furniture, fixture and equipment	5,798	6,333
Computer equipment	3,378	2,982
Capital work-in-progress	<u>64,871</u>	<u>50,718</u>
Carrying amount at the end of the period / year	<u>520,859</u>	<u>525,695</u>

c) Capital work-in-progress mainly relates to the advances made towards the purchase of specialised airport equipment.

SAUDI GROUND SERVICES COMPANY
(A Saudi Joint Stock Company)

NOTES TO THE CONDENSED INTERIM FINANCIAL STATEMENTS

For the three-month period ended 31 March 2021

(Expressed in thousands of Saudi Arabian Riyals, unless otherwise stated)

5. LEASES

a) **Right-of-use assets:**

	Three-month period ended 31 March <u>2021</u> (Unaudited)	Year ended 31 December <u>2020</u> (Audited)
Carrying amount at beginning of the period / year	130,885	182,996
Additions during the period / year	24,828	54,995
Derecognition during the period / year	--	(55,246)
Depreciation charge for the period / year	(10,248)	(51,860)
	<u>145,465</u>	<u>130,885</u>

b) **Lease liabilities:**

	Three-month period ended 31 March <u>2021</u> (Unaudited)	Year ended 31 December <u>2020</u> (Audited)
Carrying amount at the beginning of the period / year	122,347	174,873
Additions during the period / year	24,828	54,995
Derecognition during the period / year	--	(54,889)
Interest expenses for the period / year	1,332	5,867
Payments during the period / year	(18,905)	(58,499)
	<u>129,602</u>	<u>122,347</u>

Lease liabilities are presented in the condensed statement of financial position as follows:

	31 March <u>2021</u> (Unaudited)	31 December <u>2020</u> (Audited)
Non-current portion of lease liabilities	96,216	80,370
Current portion of lease liabilities	33,386	41,977
	<u>129,602</u>	<u>122,347</u>

SAUDI GROUND SERVICES COMPANY
(A Saudi Joint Stock Company)

NOTES TO THE CONDENSED INTERIM FINANCIAL STATEMENTS

For the three-month period ended 31 March 2021

(Expressed in thousands of Saudi Arabian Riyals, unless otherwise stated)

6. INTANGIBLE ASSETS AND GOODWILL

a) Reconciliation of carrying amounts:

	<u>Goodwill</u>	<u>Customer contracts</u>	<u>Customer relationships</u>	<u>Software</u>	<u>Total</u>
<u>Cost:</u>					
Balance at 01 January 2020	582,816	153,179	468,475	29,024	1,233,494
Additions during the year	--	--	--	35,093	35,093
Balance at 31 December 2020 and 31 March 2021	<u>582,816</u>	<u>153,179</u>	<u>468,475</u>	<u>64,117</u>	<u>1,268,587</u>
<u>Accumulated amortisation:</u>					
Balance at 01 January 2020	--	153,179	210,815	19,528	383,522
Amortisation for the year	--	--	23,424	12,823	36,247
Balance at 31 December 2020	--	<u>153,179</u>	<u>234,239</u>	<u>32,351</u>	<u>419,769</u>
Balance at 01 January 2021	--	153,179	234,239	32,351	419,769
Amortisation for the period	--	--	5,856	3,082	8,938
Balance at 31 March 2021	--	<u>153,179</u>	<u>240,095</u>	<u>35,433</u>	<u>428,707</u>
<u>Carrying amounts</u>					
At 31 December 2020 (Audited)	<u>582,816</u>	--	<u>234,236</u>	<u>31,766</u>	<u>848,818</u>
At 31 March 2021 (Unaudited)	<u>582,816</u>	--	<u>228,380</u>	<u>28,684</u>	<u>839,880</u>

7. EQUITY ACCOUNTED INVESTEEES

a) The investments in equity accounted investees as at 31 March 2021 are as follows:

<u>Name</u>	<u>Country of incorporation / principal place of business</u>	<u>Effective ownership interest (%)</u>		<u>Carrying value</u>	
		<u>31 March 2021 (Unaudited)</u>	<u>31 December 2020 (Audited)</u>	<u>31 March 2021 (Unaudited)</u>	<u>31 December 2020 (Audited)</u>
Saudi Amad for Airport Services and Transport Support Company ("SAAS")	Kingdom of Saudi Arabia	50%	50%	73,817	97,654
TLD Arabia Equipment Services ("TLDAES")	Kingdom of Saudi Arabia	50%	50%	<u>3,157</u>	<u>1,180</u>
				<u>76,974</u>	<u>98,834</u>

SAUDI GROUND SERVICES COMPANY
(A Saudi Joint Stock Company)

NOTES TO THE CONDENSED INTERIM FINANCIAL STATEMENTS

For the three-month period ended 31 March 2021

(Expressed in thousands of Saudi Arabian Riyals, unless otherwise stated)

7. EQUITY ACCOUNTED INVESTEEES (continued)

b) The movement summary of equity accounted investees is as follows:

	Three-month period ended 31 March <u>2021</u> (Unaudited)	Year ended 31 December <u>2020</u> (Audited)
Balance at beginning of the period / year	98,834	141,567
Investment during the period / year	--	500
Share of loss for the period / year (note 7(c))	(271)	(22,298)
Dividends (note 7(d))	<u>(21,589)</u>	<u>(20,935)</u>
Balance at end of the period / year	<u><u>76,974</u></u>	<u><u>98,834</u></u>

c) These numbers are based on the management accounts of SAAS and TLDAES for the three-month period ended 31 March 2021.

d) During the three-month period 31 March 2021, SAAS announced dividends amounting to SR 43.178 million. Accordingly, the Company recorded 50% of the dividend in accordance with its percentage of shareholding in SAAS.

e) The equity-accounted investees applied the same accounting policies as applied by the Company in these condensed interim financial statements and have no contingent liabilities or capital commitments at 31 December 2020 and 31 March 2021.

8. TRADE RECEIVABLES

Trade receivables as at 31 March 2021 is as follows:

	31 March <u>2021</u> (Unaudited)	31 December <u>2020</u> (Audited)
Due from related parties (note 17(a))	1,095,872	1,051,882
Other trade receivables	<u>429,017</u>	<u>421,591</u>
	1,524,889	1,473,473
Less: non-current	<u>(47,949)</u>	<u>(58,952)</u>
Current trade receivables	1,476,940	1,414,521
Less: allowance for impairment losses	<u>(274,451)</u>	<u>(266,701)</u>
	<u><u>1,202,489</u></u>	<u><u>1,147,820</u></u>

SAUDI GROUND SERVICES COMPANY
(A Saudi Joint Stock Company)

NOTES TO THE CONDENSED INTERIM FINANCIAL STATEMENTS

For the three-month period ended 31 March 2021

(Expressed in thousands of Saudi Arabian Riyals, unless otherwise stated)

8. TRADE RECEIVABLES (continued)

The movement in the allowance for impairment losses is as follows:

	Three-month period ended 31 March 2021 (Unaudited)	Year ended 31 December 2020 (Audited)
Balance at beginning of the period / year	266,701	144,405
Charge for the period / year	7,750	127,524
Allowance written-off during the period / year	--	(5,228)
	<u>274,451</u>	<u>266,701</u>

For the Company's exposure to credit risk and impairment loss in trade receivables (see note 24).

9. INVESTMENTS AT FAIR VALUE THROUGH PROFIT OR LOSS (FVTPL)

Investments at FVTPL mainly comprises investments in the money market – mutual funds and quoted equity securities as follows:

	31 March 2021 (Unaudited)	31 December 2020 (Audited)
Mutual funds	770,154	818,349
Quoted equity securities	162,854	158,330
	<u>933,008</u>	<u>976,679</u>

a) Movement in investments at FVTPL is as follows:

	Three-month period ended 31 March 2021 (Unaudited)	Year ended 31 December 2020 (Audited)
Balance at beginning of the period / year	976,679	943,931
Investments made during the period / year	--	624,000
Disposal of investments during the period / year	(49,744)	(596,600)
Unrealized fair value gain during the period / year	6,073	5,348
	<u>933,008</u>	<u>976,679</u>

At 31 March 2021, the carrying amount of the investment at FVTPL was not significantly different from the market value. For fair values of investments at FVTPL (see note 21).

SAUDI GROUND SERVICES COMPANY
(A Saudi Joint Stock Company)

NOTES TO THE CONDENSED INTERIM FINANCIAL STATEMENTS

For the three-month period ended 31 March 2021

(Expressed in thousands of Saudi Arabian Riyals, unless otherwise stated)

9. INVESTMENTS AT FAIR VALUE THROUGH PROFIT OR LOSS (FVTPL) (continued)

b) During the period ended 31 March 2021, income on investments at FVTPL is as follows:

	31 March <u>2021</u>	31 March <u>2020</u>
Gain / (loss) on investments at FVTPL		
- Realized gain	256	968
- Unrealized gain / (loss)	<u>6,073</u>	<u>(19,580)</u>
	6,329	(18,612)
Dividend income on investments in quoted equity securities	<u>1,591</u>	--
	<u>7,920</u>	<u>(18,612)</u>

10. CASH AND CASH EQUIVALENTS

	31 March <u>2021</u> (Unaudited)	31 December <u>2020</u> (Audited)
Cash in hand	507	494
Cash at banks - current accounts	<u>518,071</u>	<u>95,342</u>
	<u>518,578</u>	<u>95,836</u>

11. SHARE CAPITAL

At 31 March 2021, the authorized, issued, and paid-up share capital of SR 1,880 million consists of 188 million fully paid shares of SR 10 each (31 December 2020: SR 1,880 million consists of 188 million shares of SR 10 each).

12. STATUTORY RESERVE

In accordance with the Company's By-laws, the Company sets aside 10% of its net total comprehensive income in each year to a statutory reserve until such reserve equals to 30% of the share capital. This reserve is not available for distribution.

SAUDI GROUND SERVICES COMPANY
(A Saudi Joint Stock Company)

NOTES TO THE CONDENSED INTERIM FINANCIAL STATEMENTS

For the three-month period ended 31 March 2021

(Expressed in thousands of Saudi Arabian Riyals, unless otherwise stated)

13. LOANS AND BORROWINGS

The Company's interest-bearing loans and borrowings, which are measured at amortized cost are as follows:

	31 March 2021 (Unaudited)	31 December 2020 (Audited)
Non-current liabilities		
Long-term bank loans	<u>994,630</u>	<u>494,087</u>

During the year ended 31 December 2020, the Company signed a loan agreement with a local commercial bank for a value of SR 500 million. This amount was withdrawn in full on 28 July 2020. This loan bears financial charges based on prevailing market rates. The loan is repayable over a period of three years on flexible repayment terms. The Company has paid a management fee of SR 7 million to obtain the facility in accordance with the agreed terms of the loan agreement. The loan is secured by an order note.

During the year ended 31 December 2020, the Company also signed two bank facility agreements with local commercial banks for long-term loan facilities of SR 1,500 million (SR 750 million each). On 09 February 2021 the Company has withdrawn SR 500 million from the available facilities. The loans bear financial charges based on prevailing market rates. The loan is repayable over a period of 3 years in 8 equal quarterly installments starting from May 2022. The loan is secured by an order note as per the facility agreements.

The facility agreements contain certain covenants, which, among other things, require certain financial ratios to be maintained.

14. LOSS PER SHARE

The calculation of the basic and diluted loss per share is as follows:

	31 March 2021	31 March 2020
Loss for the period attributable to the shareholders of the Company (SR '000')	<u>(16,692)</u>	<u>(51,542)</u>
The weighted average number of ordinary shares for the purposes of basic and diluted earnings ('000')	<u>188,000</u>	<u>188,000</u>
Basic and diluted loss per share based on loss for the period attributable to shareholders of the Company (SR)	<u>(0.09)</u>	<u>(0.27)</u>

Basic loss per share have been computed by dividing the loss attributable to shareholders of the Company by the weighted average number of shares outstanding.

Diluted loss per share have been computed by dividing the loss attributable to shareholders of the Company by the weighted average number of shares outstanding adjusted for the effects of all dilutive potential ordinary shares. However, in the absence of any convertible liability, the diluted loss per share do not differ from the basic loss per share.

SAUDI GROUND SERVICES COMPANY
(A Saudi Joint Stock Company)

NOTES TO THE CONDENSED INTERIM FINANCIAL STATEMENTS

For the three-month period ended 31 March 2021

(Expressed in thousands of Saudi Arabian Riyals, unless otherwise stated)

15. REVENUE

The Company's revenue is derived from contracts with customers by providing aircraft cleaning, passenger handling, fuel, baggage, and ground handling services to its customers.

	31 March <u>2021</u>	31 March <u>2020</u>
<i>Revenue by categories:</i>		
Rendering of services	370,181	508,390
Sale of goods	2,775	3,780
	<u>372,956</u>	<u>512,170</u>
<i>Revenue by the type of customers:</i>		
Revenue from related parties (note 17(a))	294,948	335,536
Revenue from other local and foreign customers	78,008	176,634
	<u>372,956</u>	<u>512,170</u>
<i>Revenue by the airports:</i>		
Jeddah	111,873	184,092
Riyadh	124,298	134,111
Dammam	39,519	47,686
Madina	10,473	37,492
Others	86,793	108,789
	<u>372,956</u>	<u>512,170</u>

16. EMPLOYEE BENEFITS

a) General Description of the plan

The Company operates an approved unfunded employees' end of service benefits scheme/plan for its permanent employees as required by the Saudi Arabian Labour law. The amount recognized in the statement of financial position is determined as follows:

	31 March <u>2021</u> (Unaudited)	31 December <u>2020</u> (Audited)
Present value of defined benefit obligations	<u>565,403</u>	<u>557,791</u>

SAUDI GROUND SERVICES COMPANY
(A Saudi Joint Stock Company)

NOTES TO THE CONDENSED INTERIM FINANCIAL STATEMENTS

For the three-month period ended 31 March 2021

(Expressed in thousands of Saudi Arabian Riyals, unless otherwise stated)

16. EMPLOYEE BENEFITS (continued)

b) Movement in net defined benefit liability

Net defined benefit liability comprises only of defined benefit obligations. The movement in the defined benefit obligations over the period / year is as follows:

	Three-month period ended 31 March 2021 (Unaudited)	Year ended 31 December 2020 (Audited)
Balance at the beginning of the period / year	557,791	531,229
<i>Included in statement of profit or loss:</i>		
Current service costs	15,815	60,022
Interest costs	4,229	19,827
	20,044	79,849
<i>Included in statement of other comprehensive income:</i>		
Remeasurement loss arising from:		
- Financial assumptions	--	12,601
- Experience adjustments	--	(20,192)
	--	(7,591)
Benefits paid	(12,432)	(45,696)
Balance at the end of period / year	565,403	557,791

- c) As at 31 December 2020, the valuation for the end of service liabilities was performed by an independent external firm of actuaries using the following key assumptions:

Key assumptions:

Discount rate	3.10%
Future salary growth / Expected rate of salary increase	3.50%
Retirement age	60 years

The weighted average duration of the defined benefit obligation is 12.95 years.

SAUDI GROUND SERVICES COMPANY
(A Saudi Joint Stock Company)

NOTES TO THE CONDENSED INTERIM FINANCIAL STATEMENTS

For the three-month period ended 31 March 2021

(Expressed in thousands of Saudi Arabian Riyals, unless otherwise stated)

17. RELATED PARTY TRANSACTIONS AND BALANCES

The Company, in the normal course of business, enters into transactions with other entities that fall within the definition of a related party contained in International Accounting Standard 24. Related parties comprise of founding shareholders of the Company, being parent Companies, their subsidiaries and associates, and other companies with common directorship with significant influence on other companies and key management personnel. Transactions with related parties arise mainly from services provided / received, secondments, and various business arrangements and are undertaken at approved contractual terms.

(a) Due from related parties - significant transactions and balances under trade receivables:

<u>Name</u>	<u>Relationship</u>	<u>Nature of transactions</u>	<u>Amount of transactions for the period ended</u>		<u>Closing balances</u>	
			<u>31 March 2021</u>	<u>31 March 2020</u>	<u>31 March 2021 (Unaudited)</u>	<u>31 December 2020 (Audited)</u>
Saudi Arabian Airlines Corporation	Parent Company	Services provided	210,809	270,930	625,506	651,421
Saudi Airlines Cargo Company	Fellow subsidiary	Services provided	3,953	4,518	43,435	39,482
Saudia Aerospace Engineering Industries	Fellow subsidiary	Services provided	30,833	3,352	117,532	87,225
Saudi Airlines Catering Company	Common shareholder	Services provided	480	645	627	147
Saudi Private Aviation	Fellow subsidiary	Services provided	4,376	3,857	45,215	40,839
Royal Fleet Services	Fellow subsidiary	Services provided	19,489	22,469	182,714	166,707
Saudia Holding Company	Ultimate Parent Company	Services provided	--	--	615	615
Flyadeal	Fellow subsidiary	Services provided	23,846	29,058	72,001	55,567
Saudi Airlines Logistics Cargo Company Limited	Fellow subsidiary	Services provided	702	--	8,227	9,879
TLD Arabia Equipment Services	Joint venture	Services received	11	--	--	--
Saudi Amad for Airport Services And Transport Support Company	Joint venture	Services provided	449	707	--	--
					1,095,872	1,051,882

The Company's revenues derived from services rendered to Saudi Arabian Airlines Corporation ("Saudia") amounted to approximately 56.5% (31 March 2020: 52.9%) of the total revenue.

SAUDI GROUND SERVICES COMPANY
(A Saudi Joint Stock Company)

NOTES TO THE CONDENSED INTERIM FINANCIAL STATEMENTS

For the three-month period ended 31 March 2021

(Expressed in thousands of Saudi Arabian Riyals, unless otherwise stated)

17. RELATED PARTY TRANSACTIONS AND BALANCES (continued)

(b) Due from related parties - significant transactions and balances under prepayments and other receivables:

<u>Name</u>	<u>Relationship</u>	<u>Nature of transactions</u>	<u>Amount of transactions for the period ended</u>		<u>Closing balances</u>	
			31 March 2021	31 March 2020	31 March 2021 (Unaudited)	31 December 2020 (Audited)
Saudia Holding Company	Ultimate Parent Company	Recharge of seconded staff costs and other charges	--	11,679	308,738	308,738
Saudi Arabian Airlines Corporation	Parent Company	Ticket advances	--	--	17,405	17,405
Saudi Amad for Airport Services And Transport Support Company	Joint venture	Manpower & Operational Services Expenses incurred on behalf the related party Dividends	Note 17 (c) & (d) 7,615 21,589	Note 17 (c) & (d) -- 20,935	77,090	48,095
TLD Arabia Equipment Services	Joint venture	Services received	Note 17 (c)	--	13,109	10,805
					416,342	385,043

SAUDI GROUND SERVICES COMPANY
(A Saudi Joint Stock Company)

NOTES TO THE CONDENSED INTERIM FINANCIAL STATEMENTS

For the three-month period ended 31 March 2021

(Expressed in thousands of Saudi Arabian Riyals, unless otherwise stated)

17. RELATED PARTY TRANSACTIONS AND BALANCES (continued)

(c) Due to related parties - significant transactions and balances under trade payables:

<u>Name</u>	<u>Relationship</u>	<u>Nature of transactions</u>	<u>31 March 2021</u>	<u>31 March 2020</u>	<u>31 March 2021 (Unaudited)</u>	<u>31 December 2020 (Audited)</u>
			<u>Amount of transactions for the period ended</u>		<u>Closing balances</u>	
Saudi Arabian Airlines Corporation	Parent Company	Services received	8	311	716	708
Saudi Airlines Catering Company	Common shareholder	Services received	9,412	15,435	1,096	266
Saudi Amad for Airport Services And Transport Support Company	Joint venture	Services received	1,463	2,166	--	6,798
Saudia Aerospace Engineering Industries	Fellow subsidiary	Services received	350	7,256	--	--
TLD Arabia Equipment Services	Fellow subsidiary	Maintenance services	35,733	--	--	--
Saudi Airlines Real Estate Development Company	Fellow subsidiary	Services received	508	527	1,016	508
					<u>2,828</u>	<u>8,280</u>

SAUDI GROUND SERVICES COMPANY
(A Saudi Joint Stock Company)

NOTES TO THE CONDENSED INTERIM FINANCIAL STATEMENTS

For the three-month period ended 31 March 2021

(Expressed in thousands of Saudi Arabian Riyals, unless otherwise stated)

17. RELATED PARTY TRANSACTIONS AND BALANCES (continued)

(d) Due to related parties – significant transactions and balances under other payables:

<u>Name</u>	<u>Relationship</u>	<u>Nature of transactions</u>	<u>Amount of transactions for the period ended</u>		<u>Closing balances</u>	
			<u>31 March 2021</u>	<u>31 March 2020</u>	<u>31 March 2021 (Unaudited)</u>	<u>31 December 2020 (Audited)</u>
Saudi Arabian Airlines Corporation	Parent Company	Saudia staff and other related charges	--	3,872	59,267	60,784
Saudia Holding Company	Ultimate Parent Company	Recharge of seconded staff costs and other charges	--	--	258	258
Saudi Amad for Airport Services and Transport Support Company	Joint venture	Payments received on behalf of the Joint Venture	4,162	7,256	--	--
Saudi Airlines Catering Company	Common shareholder	Services received	Note 17(c)	Note 17(c)	20,393	15,378
Saudia Aerospace Engineering Industries	Fellow subsidiary	Services received	Note 17(c)	Note 17(c)	37,734	37,384
Saudi Airlines Cargo Company	Fellow subsidiary	Expense claims	--	--	861	861
Saudi Airlines Real Estate Development Company	Fellow subsidiary	Expense claims	--	Note 17(c)	1,299	1,299
					119,812	115,964

SAUDI GROUND SERVICES COMPANY
(A Saudi Joint Stock Company)

NOTES TO THE CONDENSED INTERIM FINANCIAL STATEMENTS

For the three-month period ended 31 March 2021

(Expressed in thousands of Saudi Arabian Riyals, unless otherwise stated)

17. RELATED PARTY TRANSACTIONS AND BALANCES (continued)

(e) Remuneration:

<u>Name</u>	<u>Nature of transactions</u>	31 March <u>2021</u>	31 March <u>2020</u>
Key management personnel	Short term employee benefits	2,060	1,968
	End of service benefits	79	77
		2,139	2,045
Board of Directors	Directors' fees	1,258	1,300
		3,397	3,345

18. OPERATING SEGMENTS

The Company's primary format for segmental reporting is based on business segments. The business segments are determined based on the Company's management and internal reporting structure. The Company is principally involved in providing ground handling services to local and foreign airlines at all airports in the Kingdom of Saudi Arabia. Other operations are related to the supply of fuel to the local and foreign airlines and other customers. The operations related to supply of fuel has not met the quantitative thresholds for reportable segments for the three-month period ended 31 March 2021 and 31 March 2020. Accordingly, the management believes that the Company's business falls within a single reportable business segment and is subject to similar risks and returns.

19. ZAKAT

a) Charge for the period

Zakat for the period ended comprise the following:

	31 March <u>2021</u>	31 March <u>2020</u>
Charge for the period	6,000	6,750

Zakat is payable at the rate of 2.5% of higher of Zakat base and adjusted net income / (losses) for the period.

SAUDI GROUND SERVICES COMPANY
(A Saudi Joint Stock Company)

NOTES TO THE CONDENSED INTERIM FINANCIAL STATEMENTS

For the three-month period ended 31 March 2021

(Expressed in thousands of Saudi Arabian Riyals, unless otherwise stated)

19. ZAKAT (continued)

b) Accrued Zakat

The movement in the accrued Zakat during the period / year is analysed as under:

	Three-month period ended 31 March <u>2021</u> (Unaudited)	Year ended 31 December <u>2020</u> (Audited)
Balance at the beginning of the period / year	126,175	106,503
Charge for the period / year	6,000	27,000
Payments during the period / year	--	(7,328)
	<u>132,175</u>	<u>126,175</u>

c) Status of Zakat

The Company has filed a Zakat declaration up to the financial year ended 31 December 2020 with the Zakat, Tax and Customs Authority (formerly known as "the General Authority of Zakat and Income Tax") ("Authority" or "ZTCA"). The Company also obtained Zakat certificate valid until 30 April 2022. The ZTCA has issued the final Zakat assessment orders for the years from 2008 to 2011 with an additional liability of SR 0.9 million. However, the Company has filed an objection against this assessment. During the year ended 31 December 2020, the ZTCA issued initial Zakat assessments for the years from 2014 to 2018. The Company has filed an objection against ZTCA assessments and is awaiting a final response from ZTCA.

20. CONTINGENT LIABILITIES AND COMMITMENTS

In addition to contingencies disclosed in note 19, the Company has provided, in the ordinary course of business, bank guarantees amounting to SR 29.81 million (31 December 2020: SR 37.86 million) to the Ministry of Finance, Saudi Airlines, International Air Transport Association (IATA) and General Authority of Civil Aviation ("GACA"), in respect of tickets, airline ticket sales, and rentals as at 31 March 2021. The Company's bank has earmarked bank balances of SR 0.1 million (31 December 2020: SR 0.1 million) as a lien against these guarantees.

Commitments amounting to SR 43.89 million (31 December 2020: SR 48.6 million) are in respect of capital expenditure committed, but not paid.

In relation to agreements entered on behalf of SAAS, the Company has not received any claim from the General Authority for Civil Aviation ("GACA") regarding contractually agreed fees on each domestic and international trip in King Abdul Aziz International Airport from 01 November 2019 onwards. Currently, management's discussions on this matter are ongoing with GACA. Consequently, it is difficult to estimate the related liability as at the reporting date.

As at 31 March 2021, there are cases filed by laborers and subcontractors where the Company is a defendant. Currently, as the legal proceedings are ongoing, it is difficult to estimate the related liability as at the reporting date.

NOTES TO THE CONDENSED INTERIM FINANCIAL STATEMENTS

For the three-month period ended 31 March 2021

(Expressed in thousands of Saudi Arabian Riyals, unless otherwise stated)

21. FINANCIAL INSTRUMENTS

Fair value is the price that would be received to sell an asset or paid to transfer a liability in an orderly transaction between market participants at the measurement date in the principal or, in its absence, the most advantageous market to which the Company has access at that date. The fair value of a liability reflects its non-performance risk.

A financial instrument is regarded as quoted in an active market if quoted prices are readily and regularly available from an exchange dealer, broker, industry group, pricing service, or regulatory agency, and those prices represent actual and regularly occurring market transactions on an arm's length basis.

Fair value hierarchy

The Company's management regularly reviews significant unobservable inputs and valuation adjustments. If third-party information, such as broker quotes or pricing services is used to measure fair values, then the evidence obtained from the third parties is assessed to support the conclusion that these valuations meet the requirements of IFRS, including the level in the fair value hierarchy in which the valuations should be classified.

The Company recognises transfers between levels of the fair value hierarchy at the end of the reporting period during which the change has occurred.

When quoted prices are available, the Company measures the fair value of an instrument using the quoted price in an active market for that instrument. A market is regarded as active if transactions for the asset or liability take place with sufficient frequency and volume to provide pricing information on an ongoing basis.

When measuring the fair value, the Company uses market observable data as far as possible. Fair values are categorized into different levels in a fair value hierarchy based on the inputs used in the valuation techniques as follows;

Level 1: Quoted prices (unadjusted) in active markets for identical assets or liabilities that can be accessed at the measurement date.

Level 2: Inputs other than quoted prices included in Level 1 that are observable for the asset or liability, either directly (i.e., as prices) or indirectly (i.e., derived from prices).

Level 3: Inputs for the asset or liability that are not based on observable market data (unobservable inputs).

If the inputs used to measure the fair value of an asset or liability falls into different levels of the fair value hierarchy, then the fair value measurement is categorized in its entirety in the same level of the fair value hierarchy as the lowest input level that is significant to the entire measurement.

The fair values of financial instruments are not materially different from their carrying values. At 31 March 2021, there were no financial instruments held by the Company that was measured at fair value, apart from investments at FVTPL.

SAUDI GROUND SERVICES COMPANY
(A Saudi Joint Stock Company)

NOTES TO THE CONDENSED INTERIM FINANCIAL STATEMENTS

For the three-month period ended 31 March 2021

(Expressed in thousands of Saudi Arabian Riyals, unless otherwise stated)

21. FINANCIAL INSTRUMENTS (continued)

	<u>Level 1</u>	<u>Level 2</u>	<u>Level 3</u>	<u>Total</u>
31 March 2021 (Unaudited)				
Investments at FVTPL				
- Mutual funds	--	770,154	--	770,154
- Equity securities	162,854	--	--	162,854
	<u>162,854</u>	<u>770,154</u>	<u>--</u>	<u>933,008</u>
31 December 2020 (Audited)				
Investments at FVTPL				
- Mutual funds	--	818,349	--	818,349
- Equity securities	158,330	--	--	158,330
	<u>158,330</u>	<u>818,349</u>	<u>--</u>	<u>976,679</u>

There were no transfers between levels of the fair value hierarchy during the period ended 31 March 2021 and the year ended 31 December 2020. Additionally, there were no changes in the valuation techniques. The fair value of investments in mutual funds at level 2 is based on the net assets values communicated by the fund manager, and the daily prices are available on Tadawul. The fair value of investments in equity securities at level 1 is based on quoted prices available on Tadawul.

The following table shows the carrying amounts and fair values of financial assets and financial liabilities, it does not include fair value information for financial assets and financial liabilities not measured at fair value if the carrying amount is a reasonable approximation of fair value.

31 March 2021 (Unaudited)

<u>Description:</u>	<u>Carrying amount</u>			<u>Total</u>
	<u>Amortised cost</u>	<u>Fair value through profit or loss</u>	<u>Fair value through other comprehensive income</u>	
Financial assets not measured at fair value:				
Cash at banks	518,071	--	--	518,071
Trade and other receivables	1,682,007	--	--	1,682,007
Financial assets measured at fair value:				
Investments at FVTPL	--	933,008	--	933,008
Financial liabilities not measured at fair value:				
Loans and borrowings	994,630	--	--	994,630
Trade and other payables	536,384	--	--	536,384
Lease liabilities	129,602	--	--	129,602

SAUDI GROUND SERVICES COMPANY
(A Saudi Joint Stock Company)

NOTES TO THE CONDENSED INTERIM FINANCIAL STATEMENTS

For the three-month period ended 31 March 2021

(Expressed in thousands of Saudi Arabian Riyals, unless otherwise stated)

21. FINANCIAL INSTRUMENTS (continued)

31 December 2020 (Audited)

Description:	Carrying amount			Total
	Amortised cost	Fair value through profit or loss	Fair value through other comprehensive income	
Financial assets not measured at fair value				
Cash at banks	95,342	--	--	95,342
Trade and other receivables	1,604,424	--	--	1,604,424
Financial assets measured at fair value				
Investments at FVTPL	--	976,679	--	976,679
Financial liabilities not measured at fair value				
Loans and borrowings	494,087	--	--	494,087
Trade and other payables	609,023	--	--	609,023
Lease liabilities	122,347	--	--	122,347

22. NEW STANDARDS AND AMENDMENTS TO STANDARDS

The following amendments to existing standards and framework have been applied by the Company in preparation of these condensed interim financial statements. The adoption of the below did not result in changes to previously reported net profit or equity of the Company.

Description	Effective from
Interest Rate Benchmark Reforms Phase 2 - Amendments to IFRS 9, IAS 39, IFRS 7, IFRS 4 and IFRS 16	1 January 2021

NOTES TO THE CONDENSED INTERIM FINANCIAL STATEMENTS

For the three-month period ended 31 March 2021

(Expressed in thousands of Saudi Arabian Riyals, unless otherwise stated)

23. STANDARDS ISSUED BUT NOT YET EFFECTIVE

A number of new pronouncements are effective for annual periods beginning on or after 1 January 2021, and earlier application is permitted; however, the Company has not early adopted the new or amended standards in preparing these condensed interim financial statements.

<u>Standard / Interpretation</u>	<u>Description</u>	<u>Effective from periods beginning on or after the following date</u>
IAS 37	Onerous contracts – cost of fulfilling a contract	01 January 2022
IFRS Standards	Annual improvements to IFRS standards 2018 – 2020	01 January 2022
IAS 16	Property, plant and equipment: proceeds before intended use	01 January 2022
IFRS 3	Reference to the conceptual framework	01 January 2022
IFRS 17	Insurance contracts	01 January 2023
IAS 1	Classification of liabilities as current or non-current (amendments to IAS 1)	01 January 2023
IAS 8	Definition of Accounting Estimate - Amendment	01 January 2023
IAS 1 and IFRS Practice Statement 2	Disclosure of Accounting Policies	01 January 2023
IFRS 10 and IAS 28	Sale or contribution of assets between investor and its associate or joint venture (amendments to IFRS 10 and IAS 28)	Available for optional adoption / effective date deferred indefinitely

24. FINANCIAL RISK MANAGEMENT

Financial risk management

The Company has exposure to the following risks arising from financial instruments:

- Credit risk
- Market risk
- Liquidity risk

The Company's overall risk management program focuses on robust liquidity management as well as monitoring of various relevant market variables, thereby continually seeking to minimize potential adverse effects on the Company's financial performance.

Risk management is carried out by senior management under policies approved by the Board of Directors. Senior management identifies, evaluates, and hedges financial risks in close co-operation with the Company's operating units. The most important types of risk are market risk, credit risk, and liquidity risk.

The Board of Directors has overall responsibility for the establishment and oversight of the Company's risk management framework. The executive management team is responsible for developing and monitoring the Company's risk management policies. The team regularly meets, and any changes and compliance issues are reported to the Board of Directors through the audit committee.

SAUDI GROUND SERVICES COMPANY
(A Saudi Joint Stock Company)

NOTES TO THE CONDENSED INTERIM FINANCIAL STATEMENTS

For the three-month period ended 31 March 2021

(Expressed in thousands of Saudi Arabian Riyals, unless otherwise stated)

24. FINANCIAL RISK MANAGEMENT (continued)

Risk management systems are regularly reviewed by the executive management team to reflect changes in market conditions and the Company's activities. The Company, through its training and management standards and procedures, aims to develop a disciplined and constructive control environment in which all employees understand their roles and obligations.

The audit committee oversees compliance by management with the Company's risk management policies and procedures and reviews the adequacy of the risk management framework about the risks faced by the Company.

Financial instruments carried on the condensed interim financial statements include cash and cash equivalents, trade and other receivables, investments at FVTPL, trade and other payables, borrowings, and lease liabilities. The particular recognition methods adopted are disclosed in the individual policy statements associated with each item.

Credit risk

Credit risk is the risk that one party to a financial instrument will fail to discharge an obligation and cause the other party to incur a financial loss. The Company is exposed to risk on its trade and other receivables, investments at FVTPL, and cash at banks.

The Company's gross maximum exposure to credit risk at the reporting date is as follows:

	31 March <u>2021</u> (Unaudited)	31 December <u>2020</u> (Audited)
Financial assets		
Trade receivables	1,524,889	1,473,473
Other receivables	431,569	397,652
Investments at FVTPL	933,008	976,679
Cash at banks	518,071	95,342
	<u>3,407,537</u>	<u>2,943,146</u>

Impairment losses

The Company manages credit risk with respect to receivables from customers by monitoring in accordance with defined policies and procedures. To reduce exposure to credit risk, the Company has developed a formal approval process whereby credit limits are applied to its customers. The management also continuously monitors the credit exposure towards the customers and makes provisions against those balances considered doubtful of recovery. To mitigate the risk, the Company has a system of assigning credit limits to its customers based on an extensive evaluation based on customer profile and payment history.

NOTES TO THE CONDENSED INTERIM FINANCIAL STATEMENTS

For the three-month period ended 31 March 2021

(Expressed in thousands of Saudi Arabian Riyals, unless otherwise stated)

24. FINANCIAL RISK MANAGEMENT (continued)

Credit risk (continued)

Impairment losses (continued)

The receivables are shown net of allowance for impairment of trade receivables. The Company applies the IFRS 9 simplified approach to measuring expected credit losses, which uses a lifetime expected loss allowance for all trade receivables. To measure the expected credit losses, trade receivables have been grouped into low risk, fair risk, doubtful, and loss based on shared credit risk characteristics and the days past due. The historical loss rates are adjusted to reflect current and forward-looking information on macroeconomic factors (such as GDP forecast and industry outlook) affecting the ability of the customers to settle the receivables.. The calculation reflects the probability-weighted outcome, the time value of money, and reasonable and supportable information that is available at the reporting date about past events, current conditions, and forecasts of future economic conditions.

The Company's exposure to credit risk for gross trade receivables by type of counterparty mainly includes local and foreign airlines and other related parties.

At 31 March 2021, trade receivables are mainly due from related parties (note 17(a)) and other trade receivables and are stated at their estimated realisable values. The ten largest customers account for 73% (31 December 2020: 71%) of outstanding gross other trade receivables. The financial position of the related parties is stable.

With respect to credit risk arising from the other financial assets of the Company, including bank balances and cash, the Company's exposure to credit risk arises from default of the counterparty, with a maximum exposure equal to the carrying amount as disclosed in the statement of financial position. The credit risk in respect of bank balances is considered by management to be insignificant, as the balances are mainly held with reputable banks in the Kingdom of Saudi Arabia and internationally.

The significant changes in the gross carrying amounts of trade receivables contributed to the changes in the impairment loss allowance during 2021. The increase in trade receivables is mainly due to reduced collectability from customers due to COVID-19, which has resulted in an increase of impairment allowances as at the reporting date (refer note 25).

Market risk

Market risk is the risk that the fair value or future cash flows of a financial instrument will fluctuate because of changes in market prices. Market risk comprises three types of risk: interest rate risk, currency risk, and other price risk.

SAUDI GROUND SERVICES COMPANY
(A Saudi Joint Stock Company)

NOTES TO THE CONDENSED INTERIM FINANCIAL STATEMENTS

For the three-month period ended 31 March 2021

(Expressed in thousands of Saudi Arabian Riyals, unless otherwise stated)

24. FINANCIAL RISK MANAGEMENT (continued)

Market risk (continued)

Interest rate risk

Interest rate risks are the exposures to various risks associated with the effect of fluctuations in the prevailing interest rates on the Company's financial position and cash flows.

The interest rate profile of the Company's interest-bearing financial instruments as reported to the management of the Company is as follows:

	31 March <u>2021</u> (Unaudited)	31 December <u>2020</u> (Audited)
Variable rate instruments		
Financial assets		
- Investments at FVTPL – mutual funds	<u>770,154</u>	<u>818,349</u>
Financial liabilities		
- Loans and borrowings	<u>994,630</u>	<u>494,087</u>

Fair value sensitivity analysis for fixed interest rate instruments

The Company does not account for any fixed rate financial assets and liabilities at fair value through profit or loss. Therefore, a change in interest rates at the reporting date would not affect the statement of profit or loss and other comprehensive income.

Cash flow sensitivity analysis for variable rate instruments

A change of 100 basis points in interest rates at the reporting date would have increased / (decreased) profit or loss by SR 0.06 million (31 December 2020: SR 3.24 million). This analysis assumes that all other variables, in particular, foreign currency rates, remain constant.

Currency risk

Currency risk is the risk that the value of a financial instrument will fluctuate due to changes in foreign exchange rates for its transactions principally in Saudi Arabian Riyals, United States Dollars, Euros and United Kingdom Pounds. Currently, such exposures are mainly related to exchange rate movements between foreign currencies against Euros and United Kingdom Pounds. The Company's management monitors such fluctuations and manages its effect on the financial statements accordingly.

The cash and cash equivalents, trade and other receivables, loans and borrowings, lease liabilities and trade payables of the Company are denominated in Saudi Arabian Riyals.

NOTES TO THE CONDENSED INTERIM FINANCIAL STATEMENTS

For the three-month period ended 31 March 2021

(Expressed in thousands of Saudi Arabian Riyals, unless otherwise stated)

24. FINANCIAL RISK MANAGEMENT (continued)

Market risk (continued)

Price risk

The risk that the value of a financial instrument will fluctuate as a result of changes in market prices, whether those changes are caused by factors specific to the individual instrument or its issuer or factors affecting all instruments traded in the market. The Company is exposed to price risk, which arises from investments at FVTPL. The management of the Company monitors the portfolio on a regular basis, and all the significant decisions are approved by the Risk Management Committee.

Sensitivity analysis

Every 5% increase or decrease in the value with all other variables held constant will decrease or increase profit before Zakat for the period by SR 46.65 million (31 December 2020: SR 48.8 million).

Liquidity risk

Liquidity risk is the risk that the Company will encounter difficulty in meeting the obligations associated with its financial liabilities that are settled by delivering cash or another financial asset. The Company's approach to managing liquidity is to ensure, as far as possible, that it will have sufficient liquidity to meet its liabilities when they are due, under both normal and stressed conditions, without incurring unacceptable losses or risking damage to the Company's reputation. During the period ended 31 March 2021, the Company has negative cash flows from operating activities amounting to SR 117 million. However, the Company has liquid assets amounting to SR 1,452 million as of that date. Furthermore, the Company has obtained loan facilities with various commercial banks of SR 2,000 million to meet its working capital requirements. As at 31 March 2021, the Company has withdrawn SR 1,000 million out of loan facilities (refer note 13). Accordingly, the Company has unused bank financing facilities amounting to SR 1,000 million to manage the short-term and the long-term liquidity requirements as at 31 March 2021.

The Company's cash flow forecast for the foreseeable future, including the 12 months from the reporting date, depicts a net favorable cash flow position. As such, the Company expects to be able to meet its obligations as and when they fall due without a need for curtailing its core operations. The Company has taken specific measures to manage the liquidity and the working capital position of the Company (refer note 25).

NOTES TO THE CONDENSED INTERIM FINANCIAL STATEMENTS

For the three-month period ended 31 March 2021

(Expressed in thousands of Saudi Arabian Riyals, unless otherwise stated)

24. FINANCIAL RISK MANAGEMENT (continued)

Liquidity risk (continued)

The following are the remaining contractual maturities of financial liabilities at the reporting date. The amounts are gross and undiscounted, and include contractual interest payments and exclude the impact of netting agreements.

Non-derivative financial liabilities	Carrying amount	Contractual cash flows		
		Less than one year	More than one year	Total
<u>31 March 2021 (Unaudited)</u>				
Trade payables	124,319	124,319	--	124,319
Other payables (excluding advances)	487,785	487,785	--	487,785
Loans and borrowings	994,630	--	1,040,753	1,040,753
Lease liabilities	129,602	33,386	105,283	138,669
	<u>1,736,336</u>	<u>645,490</u>	<u>1,146,036</u>	<u>1,791,526</u>
<u>31 December 2020 (Audited)</u>				
Trade payables	95,622	95,622	--	95,622
Other payables (excluding advances)	513,401	513,401	--	513,401
Loans and borrowings	494,087	--	528,602	528,602
Lease liabilities	122,347	41,977	95,435	137,412
	<u>1,225,457</u>	<u>651,000</u>	<u>624,037</u>	<u>1,275,037</u>

Capital risk management

The Company's objective when managing capital is to safeguard the Company's ability to continue as a going concern so that it can continue to provide returns for shareholders and benefits for other stakeholders and to maintain a strong capital base to support the sustained development of its businesses. The Company manages its capital structure by monitoring return on net assets and makes required adjustments to it in the light of changes in economic conditions.

25. IMPACT OF COVID-19

The novel ("COVID-19") pandemic has spread across various geographies globally, disrupting business and economic activities. COVID-19 has brought about uncertainties in the global economic environment. The fiscal and monetary authorities, both domestic and international, have announced various support measures across the globe to counter possible adverse implications.

The Company's operations were severely impacted by the actions taken by governments to address the health impacts of the COVID-19 global pandemic. This included imposing travel restrictions and international and domestic border closures, which have significantly disrupted air travel.

During the three-month period ended 31 March 2021, international flights were resumed for visitors and residents on a limited scale. However, the aforementioned flights from limited destinations and specific routes were partially suspended during February 2021 until further notice. Subsequent to the period end, the Government has announced to resume international flights and to open all airports from 17 May 2021.

NOTES TO THE CONDENSED INTERIM FINANCIAL STATEMENTS

For the three-month period ended 31 March 2021

(Expressed in thousands of Saudi Arabian Riyals, unless otherwise stated)

25. IMPACT OF COVID-19 (continued)

The Company's revenue and operations are dependent upon the uninterrupted resumption of flights. However, due to the numerous measures initiated by Company and its existing liquidity position, the management has been able to mitigate the adverse impact of the COVID-19 outbreak on the Company, its financial position and operating results. The Company's focus on preserving liquidity, restructuring its cost base, and protecting its balance sheet has positioned it well to prepare itself for ongoing disruption to travel demand and for the eventual recovery.

The Company has actively responded to changes in market demand, timely adjusted its operation strategy, and vigorously reduced various costs. In the coming periods, the Company will continue to focus on cash preservation and expects to reduce cash outflows. Besides reducing capital expenditure, the activated measures also included the deferral and suspension of activities that are not critical to business continuity and to meet customer and compliance commitments. Additionally, all non-essential spending has been temporarily halted, and existing contracts and payment terms with the majority of its vendors have been re-evaluated to further augment its strong liquidity position.

Key highlights of the measures taken with respect to these aspects are described below:

- Formation of sub-committees for active monitoring of the situation.
- Identified areas for cost optimization, such as employee related costs, subcontracting costs, non-essential capital expenditure and other austerity measures.
- Opted for the SANED program.
- Arranged financial facilities from various commercial banks.

During the year 2020, the Company signed loan facilities amounting to SR 2,000 million to meet its working capital requirements (refer note 24).

The Company believes that it has taken appropriate and sufficient measures to address the significant cash outflows experienced thus far, and continues to evaluate options should the reduced demand for air travel continue beyond the near term. Given the Company's continued current access to capital markets and unencumbered assets, it believes that it has opportunities and options to raise additional liquidity at reasonable terms, if required. Thus, the Company believes it is probable that the plans it has in place, or that it has the ability to execute when fully implemented, will sufficiently mitigate the present conditions and allow the Company to reasonably handle the liquidity risks presented by the current climate.

Based on the measures initiated by the management, the Company's cash flow forecast for the foreseeable future, including the 12 months from the reporting date, depicts a net favorable cash flow position. As such, the Company expects to meet its obligations as and when they fall due without a need for curtailing its core operations. In preparing its forecast, the Company has considered all reasonably probable cashflows with such timing and amount as supported by the circumstances and facts available as of the date of issuance of these financial statements. Moreover, the Company has also considered various scenarios to assess the sensitivity of key assumptions used. As the situation related to the COVID-19 outbreak is very dynamic, and the above measures initiated by management are still in progress, their outcomes are uncertain at this stage.

SAUDI GROUND SERVICES COMPANY
(A Saudi Joint Stock Company)

NOTES TO THE CONDENSED INTERIM FINANCIAL STATEMENTS

For the three-month period ended 31 March 2021

(Expressed in thousands of Saudi Arabian Riyals, unless otherwise stated)

25. IMPACT OF COVID-19 (continued)

The Company considered potential impacts of the current economic volatility in the determination of the reported amounts of the Company's financial and non-financial assets. These are considered to represent management's best assessment based on observable information. Markets, however, remain volatile, and the recorded amounts remain sensitive to market fluctuations.


Furthermore, the management cannot preclude the possibility that extended periods of economic strain on the economic environment we operate in, may have a potential effect on the Company, and its financial position and operating results, in the medium and longer-term. The change in circumstances may require further enhanced disclosures in the financial statements of the Company for subsequent periods.

26. SUBSEQUENT EVENTS


There have been no significant subsequent events since the period-end, that would require disclosures or adjustments in these condensed interim financial statements, except as disclosed in note 25.

27. BOARD OF DIRECTORS' APPROVAL


The condensed interim financial statements were approved and authorized for issue by the Board of Directors on 25 Ramadan 1442H corresponding to 07 May 2021.



Chief Financial Officer



Chief Executive Officer



Chairman